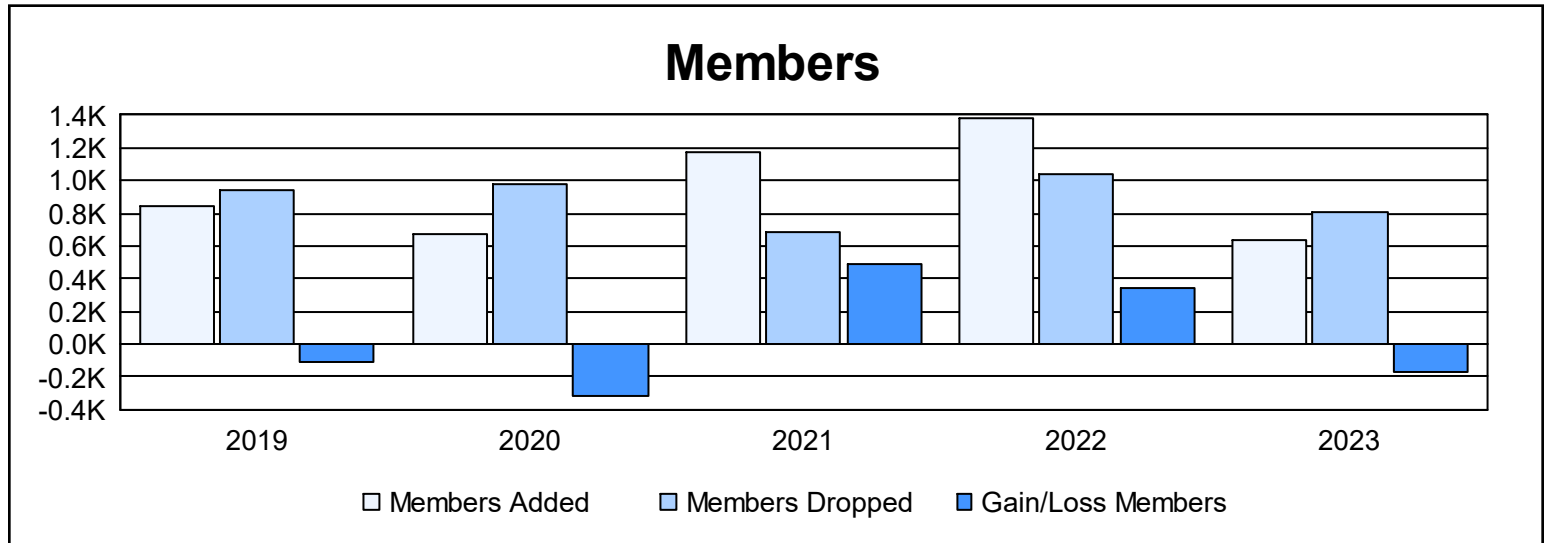
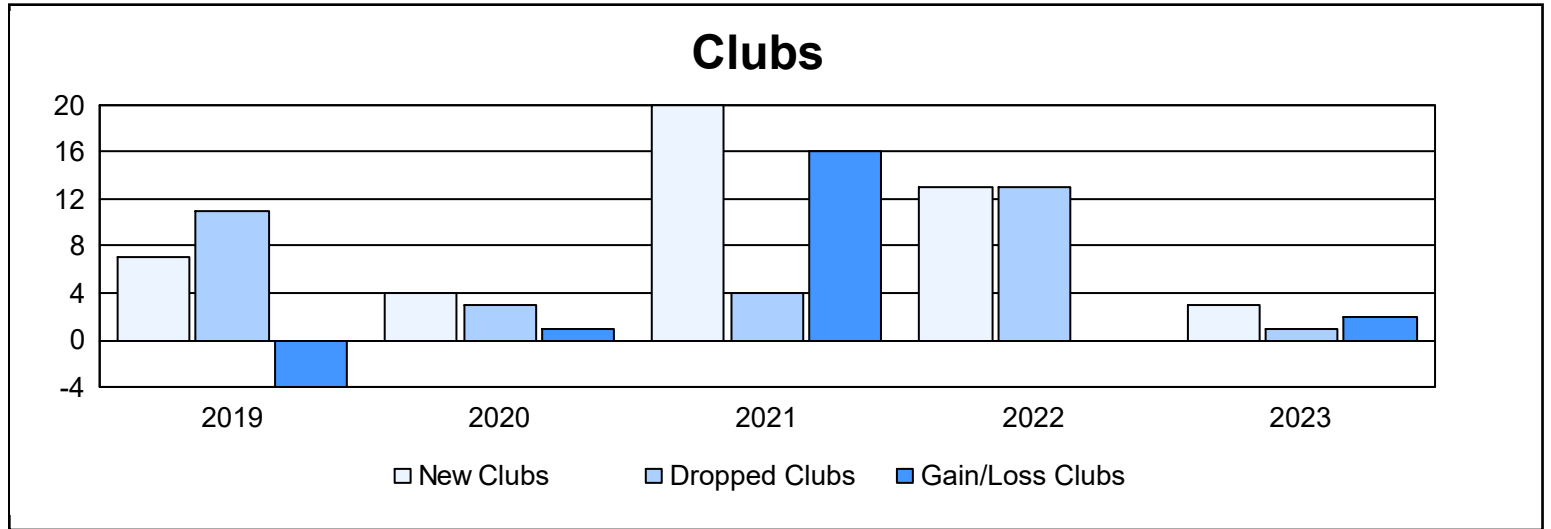
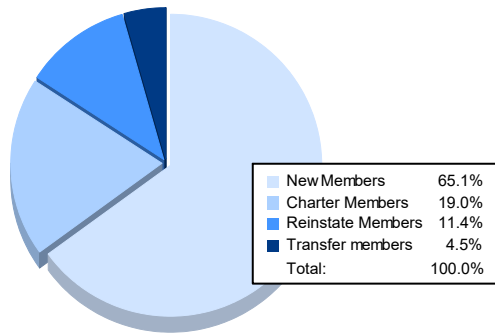


| Year           | New Clubs | Dropped Clubs | Gain/ Loss Clubs | New Members | Charter Members | Reinstate Members | Transfer Members | Total Member Added | Total Members Dropped | Gain/ Loss Members |
|----------------|-----------|---------------|------------------|-------------|-----------------|-------------------|------------------|--------------------|-----------------------|--------------------|
| 2018-2019      | 7         | 11            | -4               | 353         | 166             | 309               | 11               | 839                | 946                   | -107               |
| 2019-2020      | 4         | 3             | 1                | 281         | 198             | 172               | 18               | 669                | 984                   | -315               |
| 2020-2021      | 20        | 4             | 16               | 516         | 557             | 94                | 9                | 1,176              | 687                   | 489                |
| 2021-2022      | 13        | 13            | 0                | 838         | 400             | 119               | 27               | 1,384              | 1,044                 | 340                |
| 2022-2023      | 3         | 1             | 2                | 418         | 122             | 73                | 29               | 642                | 808                   | -166               |
| <b>Average</b> | <b>9</b>  | <b>6</b>      | <b>3</b>         | <b>481</b>  | <b>289</b>      | <b>153</b>        | <b>19</b>        | <b>942</b>         | <b>894</b>            | <b>48</b>          |



### Membership Composition June 2023 Cumulative



### Gender Composition June 2023 Cumulative

